



LET'S FUNDRAISE  
FOR THE

# *ADRA APPEAL*

**HANDBOOK**

## LET'S GET STARTED

There are loads of ways to fundraise, support and help change lives - whether you are a baker, a runner or if you've got some spare time to lend your skills - **Our fundraising handbook is full of inspiration to help with all you need to get started.**

### BE ADVENTUROUS

Planning to fundraise can seem daunting at first but find a challenge that's right for you and it will actually be as easy as pie!

### PUT ON YOUR SHOES

Love running or walking? Find an epic track with stunning scenery and raise money. How far will you go? 13, 26, 50 miles? You can even lap our garden or give the treadmill a run for its gears.

### STRETCH YOUR BRAIN MUSCLES

Share your expertise and utilise what you are good at! Run a Zumba class, teach how to change a tire or how to set up a website. The possibilities are endless

### LET'S GET TOGETHER VIRTUALLY!

We may not be able to see each other face to face just yet, but you can still connect virtually and make a change for good. This is not going to be just another 'zoom' call!

**BE IMAGINATIVE  
WITH YOUR  
FUNDRAISING!**

There are so many ways to get involved and reach your own fundraising target.

## A LITTLE HELP FROM US:

We've put together a selection of planning sheets to help you run your own virtual and in person fundraising events. Don't see one specifically for your idea? There should be one with enough information to help you get started. **GO for it!**

### Virtually Getting Together (Spring)

<i>Let's have a Virtual Concert</i> .....	3
<i>Let's have a Virtual Masterclass</i> .....	5
<i>-An Example of How to Run a Virtual Cooking Class</i> .....	7
<i>Let's have a Virtual Movie Night</i> .....	8
<i>Let's have a Virtual Party</i> .....	10
<i>Let's Have A Virtual Race</i> .....	12
<i>Let's Get Creative</i> .....	14
<i>Personal Fundraising Ideas</i> .....	17
<i>Online Games for Groups</i> .....	20

### Social Distancing Fundraisers (Summer)

<i>Knit &amp; Natter</i> .....	25
<i>Quizzing and Sipping</i> .....	25
<i>Zumbathon</i> .....	26
<i>Treasure Hunt</i> .....	26
<i>Drive Through Car Wash</i> .....	26
<i>Football Tournament</i> .....	26
<i>Work It!</i> .....	26
<i>Time is Money</i> .....	27

### Let's Get Together Fundraisers! (Autumn)

<i>Dog Wash</i> .....	27
<i>Ready, Steady, Cook!</i> .....	27
<i>Another Man's Treasure!</i> .....	27
<i>A Different Type of Marathon</i> .....	27
<i>Top Tournament</i> .....	27
<i>Great Bake Off</i> .....	28
<i>Charity Day</i> .....	28

### Information

<i>Fundraising Tips</i> .....	29
<i>How To Send Us Money You've Raised</i> .....	30
<i>Things to Consider When Planning Your Event(s)</i> .....	31
<i>Setting Up a JustGiving Fundraising Page</i> .....	32
<i>Additional Resources &amp; Links</i> .....	35

# Let's have a Virtual Concert



If you're a budding musician you can do a livestream playing your songs whilst engaging your audience to donate. Are you more of an organiser? Then why not plan a concert with several different musicians instead? If you're tech savvy why not pre-record the concert and publish it at a date and time of your choice. You can use many free platforms such as Facebook, Twitch and Youtube to livestream. Alternatively get together (virtually) with some friends to plan a concert, record your favourite songs and create videos to release over a period of time whilst promoting donations for your cause.

## To Do:

1. Plan the basics:
  - a. Date and Time
  - b. How long it will last / How many songs/acts
  - c. Which video conferencing system you will use (Skype, Zoom etc.) or if you're recording where will you publish your video.
  - d. Setup a fundraising page for donations.
2. Get your acts to commit, or choose the songs you will perform.
3. Send out your digital invites or publish on social media: be specific, include a link to your fundraising page and the link on where to view the concert once they have donated.
4. Make sure you are covered by your churches music royalty license if not performing your own music.
5. Practice, whether it is yourself or your acts.
6. Get together for a practice run through if doing a live concert or make sure to check all the pre-recorded videos for quality and sound.
7. Send a reminder the day before the concert.
8. Go online at least 30 minutes before to set everything up, make sure all the acts are there, make sure your video conferencing is working and to iron out any tech issues.
9. Host your concert! Have fun and don't forget to share your fundraising page and the reason for donating to ADRA.
10. Remember to thank all your guests for attending and let them know how much they raised when you end your fundraising.

11. Report your final fundraising total to your ADRA Agent.

## Resources\*

### Planning

Setup a Fundraising Page (pg. 32)

[Planning Template](#)

[Virtual Concert Invitation](#)

### Video Conferencing Systems

[Zoom](#)

[Skype](#)

[Google Hangouts](#)

[Facetime](#)

### Video Editing Programmes

[OpenShot](#)

[Lightworks](#)


[HitFilm Express](#)

[Movie Maker 10](#)

[iMovie \(iOS\)](#)

\*Please note that some resources may link to external sites or providers. These are merely suggestions to help you plan and run your event and is in no way endorsed by ADRA-UK. Please ensure that you surf the web safely and read any terms and conditions before using other services online.

# Let's have a Virtual Masterclass



Whether it be something creative like song writing or perhaps a little more technical like marketing, there are many skills you can share and teach others through your very own Virtual Masterclass. So find your niche, gauge the interest of friends and family, and get teaching! Don't want to teach yourself but know an expert who could? Why not arrange the event and get a speaker instead.

## To Do:

1. Decide what kind of Masterclass to run – this is best done by gauging the interest of those around you on what kind of class they would attend. If you don't want to present yourself, reach out to industry experts and see if they would present one instead. The important bit is to ensure that you are choosing a topic that you can present to a good standard and leave those attending with some newly learned skills.
2. Decide what date the class will run so you can plan out your preparation deadlines.
3. Setup a fundraising page.
4. Publish a date and time for the class and how much it will be to attend and how people can make their donations and secure a place.
5. Check donations and send the Masterclass streaming links to those attending. You can stream live through Facebook, Instagram or Youtube, alternatively you can do a video conference.
6. Prepare for your class:
  - a. Do a test run to ensure you have all the equipment you will need. You can also prepare a follow along sheet of the equipment and methods to share digitally with your attendees before the event. For example if you are running a painting class let attendees know how much or what kind of paper, paintbrushes and paint they will need to take part.
  - b. Ensure that you have a good stand for your streaming device (phone, tablet or camera) and that all your actions can be seen on screen.

- c. Do a test run on using your chosen streaming service to be comfortable with how things will look on screen and how to interact with the chat stream if you will be using it. Get a friend to watch and give you feedback on how to improve.
7. Send out a reminder and link to your attendees the day before your class.
8. Host your class! Have fun and don't forget to share any finished project images on your fundraising or social media pages.
9. Remember to thank your attendees and if you are hosting another class ask for feedback on how to improve it. Also let them know how much they raised when you end your fundraising.
10. Report your final fundraising total to your ADRA Agent.

## Resources\*

### Planning

Setup a Fundraising Page (pg. 32)

[Virtual Masterclass Script and Tips](#)

[Virtual Masterclass Invitation](#)

### Video Conferencing Systems

[Zoom](#)

[Skype](#)

[Google Hangouts](#)

[Facetime](#)

### Social Media Streaming:

[Facebook](#)

[Instagram](#)

[Twitch](#)

### Masterclass Topic Ideas

- |   |  |
|---|--|
| <ul style="list-style-type: none"> <li>▪ Songwriting</li> <li>▪ Painting             <ul style="list-style-type: none"> <li>– Watercolour</li> <li>– Acrylics</li> <li>– Gouache</li> </ul> </li> <li>▪ Photography</li> <li>▪ Social Media Skills</li> <li>▪ Writing</li> <li>▪ Card Making</li> <li>▪ Cooking</li> <li>▪ Fitness</li> </ul> | <ul style="list-style-type: none"> <li>▪ Starting a new business</li> <li>▪ Marketing</li> <li>▪ Gardening</li> <li>▪ Podcasting</li> <li>▪ Recording/Editing Music</li> <li>▪ Communication             <ul style="list-style-type: none"> <li>○ Public speaking</li> </ul> </li> <li>▪ Mechanics             <ul style="list-style-type: none"> <li>○ Changing a car tyre</li> <li>○ Changing oil</li> <li>○ Changing car lights</li> </ul> </li> <li>▪ Carpentry</li> </ul> |
|---|--|

\*Please note that some resources may link to external sites or providers. These are merely suggestions to help you plan and run your event and is in no way endorsed by ADRA-UK. Please ensure that you surf the web safely and read any terms and conditions before using other services online.

# An Example of How to Run a Virtual Cooking Class

With so many pictures of food posted online, it's not a big leap to offer a cooking class to your network of friends and family. (How about Facebook Live?) Put on an apron and channel your inner Chef, or perhaps switch to a new head chef every day or week for a fresh kitchen and dish. Set up a fundraising page and gather donations from all those participating. Alternately, consider recruiting a local chef to teach to support both charity and a local business. Offer tiered donation levels for watching the class, various take-out dishes, gift cards, etc.

## To Do:

1. Gauge the interest of those around you on what kind of cooking they would be interested in and what dates or times would work for a lesson.
2. Setup a fundraising page.
3. Decide how many classes and which dishes you will teach.
4. Publish a date and time for the cooking class and how much it will be to attend.
5. Check donations and send the cooking class streaming link. You can stream live through Facebook, Instagram or Youtube, alternatively you can do a video conference.
6. Prepare for your class:
  - a. Do a test run of your recipe to make sure you know what ingredients and equipment you will need. You can also prepare a follow along sheet of the ingredients, equipment and methods to share digitally with your attendees before the event.
  - b. Ensure that you have a good stand for your streaming device (phone, tablet or camera) and that all your actions can be seen on screen.
  - c. Do a test run on using your chosen streaming service to be comfortable with how things will look on screen and how to interact with the chat stream if you will be using it.
7. Send out a reminder and link to your attendees the day before your class.
8. Host your cooking class! Have fun and don't forget to try your finished product!
9. Remember to thank your attendees and if you are hosting another class ask for feedback on how to improve it. Also let them know how much they raised when you end your fundraising.
10. Report your final fundraising total to your ADRA Agent.



## Let's have a Virtual Movie Night



While it may not have the intimacy of a movie theatre, there are apps and websites that allow people to watch movies together over long distances. You can treat this as any other movie night, except you're encouraged to have your phone on for texting or video chatting with the 'audience'. Guests can donate money on what they might have spent on their chosen snacks, or you can setup a fun donation challenge—every time someone kisses £1, for every explosion £3, any slapstick mistakes? £5. You can even make a tally/matching sheet if you're watching an all time favourite. Make sure your Wi-Fi connection is strong, you won't get interrupted and grab your snacks, get comfy, and set a strict start time for the audience. On the upside, you can watch everything from the comfort of your own home and maybe no one will notice that you may still be in your pyjamas.

### To Do:

1. Plan your party.
  - a. Date and Time
  - b. How long it will last
  - c. Which video conferencing system you will use (Skype, Zoom etc.)
  - d. What games you will play and how it will work over video call.
  - e. Who your guests will be.
  - f. Setup a fundraising page for donations.
2. Send out your digital invites: be specific, include a link to your fundraising page and the link on where to join the party.
3. If you're sending anything physical to your guests make sure to send at least a week before the party.
4. Send a reminder the day before the party.
5. Go online at least 5-10 minutes before the party to make sure your video conferencing is working and to iron out any tech issues.
6. Host your party! Have fun and don't forget to share your fundraising page.
7. Remember to thank all your guests for attending and let them know how much they raised when you end your fundraising.
8. Report your final fundraising total to your ADRA Agent.

## Resources\*

### Planning

Setup a Fundraising Page (pg. 32)

[Virtual Invitation](#)

### Video Conferencing Systems

[Zoom](#)

[Skype](#)

[Google Hangouts](#)

[Facetime](#)

\*Please note that some resources may link to external sites or providers. These are merely suggestions to help you plan and run your event and is in no way endorsed by ADRA-UK. Please ensure that you surf the web safely and read any terms and conditions before using other services online.

## Let's have a Virtual Party



Don't cancel your party. Host it via video call. (Become a Zoomster!) Ship each guest a "party in a box" for a festive atmosphere on screen; party boxes could include favours (hats), tiny decorations (paper lanterns, mini-umbrellas for drinks), or even food and drink (popcorn, cookie-in-a-jar, drink mix). Remember that everyone can be creative from the comfort of home. Play verbal games or try video charades. Make the most of your virtual party and create a fundraising page. Ask guests to donate the money they would have spent on travel, a new outfit, snacks or drinks, a gift, or whatever is appropriate. The webcam pic is the new selfie.

### To Do:

1. Plan your party.
  - a. Date and Time
  - b. How long it will last
  - c. Which video conferencing system you will use (Skype, Zoom etc.)
  - d. What games you will play and how it will work over video call.
  - e. Who your guests will be.
  - f. Setup a fundraising page for donations.
2. Send out your digital invites: be specific, include a link to your fundraising page and the link on where to join the party.
3. If you're sending anything physical to your guests make sure to send at least a week before the party.
4. Send a reminder the day before the party.
5. Go online at least 5-10 minutes before the party to make sure your video conferencing is working and to iron out any tech issues.
6. Host your party! Have fun and don't forget to share your fundraising page.
7. Remember to thank all your guests for attending and let them know how much they raised when you end your fundraising.
8. Report your final fundraising total to your ADRA Agent.

## Resources\*

### Planning

Setup a Fundraising Page (pg. 32)

[Online Games](#)  
[Virtual Invitation](#)

### Video Conferencing Systems

[Zoom](#)  
[Skype](#)  
[Google Hangouts](#)  
[Facetime](#)

\*Please note that some resources may link to external sites or providers. These are merely suggestions to help you plan and run your event and is in no way endorsed by ADRA-UK. Please ensure that you surf the web safely and read any terms and conditions before using other services online.

# Let's Have A Virtual Race



Meeting to race may not be possible, but you can still break a sweat. Virtual Races, Walks or “No Run Runs,” are great for individuals of all fitness levels and can be done at any location. A virtual race allows you to register to “run” alone or with a virtual group of friends while fundraising for ADRA. Since your “finish line” is whatever you determine your fundraising goal to be, there’s a lot of flexibility in designing a virtual race—marathon (your fitness tracker logs steps as you pace around the apartment or use an app that only requires you to carry your phone), walkathon (how far can a daily walk in the park—at appropriate social distance from others—take you), cycling (how many people do you know have a stationary bike at home?) Simply get a group of friends together, set your challenge and decide how you will track your progress using one of the many apps available out there! It’s a great time to get dust off those trainers and get moving. If you are active on social media why not post your progress through photo or video. Celebrate your achievements with others both in fitness and helping to make a change around the world!

## To Do:

1. Set your challenge! Decide how many steps, laps or miles do you want to complete and how quickly? Will you wear a funny costume every time you walk/run?
2. Decide if you want to complete your challenge alone, with others or in competition with others.
3. Decide how to track your progress: using an activity tracker, app on your phone? Using a digital tracker or app will make it easy to share your progress online.
4. Setup your fundraising page on JustGiving. If you are completing the challenge with others get them to join your page or setup their own pages.
5. Share your challenge a week or two before you start on your social media, through phone or email with your friends and family. Get them to sponsor you – perhaps per number of steps, mile etc. or for a one-off donation.

6. Get the necessary equipment: do you need new trainers, sports clothes, water bottle or are you wearing a funny costume?
7. START YOUR CHALLENGE!
8. Post your progress on social media and on your fundraising page once your challenge has begun. Take pictures, short videos and share the stats from your tracking app throughout.
9. Reward yourself with a treat when you meet your intermediary goals! Think you can go further? Challenge yourself with a few extra steps or miles if you think you can.
10. Remember to promote your fundraising page throughout and the reason why you are doing it.
11. Celebrate when you finish with a final post/text/email by thanking your supporters – detail your final achievement of steps, miles etc. and how much you raised.
12. Report your final fundraising total to your ADRA Agent.

## Resources\*

### Planning

Setup a Fundraising Page (pg. 32)

[Virtual Invitation \(Cycle\)](#)

[Virtual Invitation \(Run\)](#)

### Free\*\* Fitness Tracking Apps

MyFitness Pal (iOS and Android)

MapMyWalk (iOS and Android)

Pacer (iOS and Android)

GoogleFit (iOS and Android)

\*\*These apps are free to download and use basic features but may have premium versions available for a fee. Please check any terms and conditions from the app providers thoroughly before downloading them.

# Let's Get Creative



If you like creating things you can 'donate' your creativity by fundraising for ADRA. Sell homemade cards, write songs, or jingles, design webpages or draw pictures - whatever you can create. Whatever your skill, you can collect donations by selling your craft or services online by doing that which you already love.

## **Crafting\***

From cards, to metalwork, woodcarving, digital printables, writing songs or sing-a-grams, you can sell these items online and donate all or part of the proceeds to ADRA. From simple setups like selling to family and friends on Facebook to setting up a shop on eBay or Etsy, whatever your skill you can reach out with your craft.

- Facebook Marketplace  
<https://www.facebook.com/marketplace/>
- eBay  
<https://www.ebay.co.uk/>
- Etsy  
<https://www.etsy.com/uk/>
- Shopify  
<https://www.shopify.co.uk/>
- Spreadshirt  
<https://www.spreadshirt.co.uk/>

Just a few ideas include:

Paintings  
Accessories  
Knitted Items  
Cards

Digital Design  
Songwriting  
Candles  
Bathbombs

Handmade Items  
Gift Baskets  
Tshirts

## Professional Services

If you have a professional service you can provide online why not consider putting together a special package where you are donating part of the cost to ADRA? From giving a 30 minute 'free' consultation for a donation or putting together a professional package, you can use what you're good at for a good cause.

## Self-Publish\*:

Are you a budding writer, poet, photographer or cook? You can self-publish your work and sell them online through several sites. Don't want to go it alone? Why not collaborate such as putting together a recipe book of all your church's favourite potluck dishes – the possibilities are endless.

- Lulu  
<https://www.lulu.com/>
- Blurb  
<https://www.blurb.co.uk/>
- FastPencil  
<https://www.fastpencil.com/>

## How To

### If You're Setting Up From Home:

1. Decide what items to sell. You can create them beforehand or if you want to provide a bespoke service decide on what variations you can promote.
2. Set a price (taking into consideration any postage costs), make samples and/or take pictures of the samples.
3. Decide how long you will do this for.
4. Setup your fundraising page.
5. Promote your items through social media or email with a link to your fundraising page and what your cause is for.
6. Create your items when they are ordered and send them to your donors. If you have too many orders remember you can always update a post to say new orders are on hold while you deal with any backlog.
7. Keep promoting on your social media and let people know how much you have raised.
8. Once you have reached the end date, thank everyone for their orders and donations. Share how much you have raised.
9. Report your final fundraising total to your ADRA Agent.



## If You're Setting Up Online:

1. Decide what shop platform to use – note how much you may need to pay upfront for using an online service or the % cut they might take of your sale price.
2. Decide what items to sell. You can create them beforehand or if you want to provide a bespoke service decide on what variations you can promote.
3. Set a price (taking into consideration any postage costs), make samples and/or take pictures of the samples.
4. Decide how long you will do this for. If you're already running your own shop set specific dates for when you will donate part of the proceeds to ADRA.
5. If your platform doesn't allow you to automatically donate part of your proceeds then make sure to keep a record of how much you're selling and how much will be going to ADRA.
6. Promote your items through social media or email, reminding everyone that any purchases they make will benefit ADRA. (You can also set up a fundraising page if you also just want to ask for some donations).
7. Create your items when they are ordered and send them to your donors. (Use your stock options to ensure you can meet all your orders and send them out in good time.)
8. Keep promoting on your social media and let people know how much you have raised for ADRA as you go along.
9. Once you have reached the end date, thank everyone for their orders and donations. Share how much you have raised.
10. Report your final fundraising total to your ADRA Agent.

\*Please note that some resources may link to external sites or providers. These are merely suggestions to help you plan and run your event and is in no way endorsed by ADRA-UK. Please ensure that you surf the web safely and read any terms and conditions before using other services online.

# Personal Fundraising Ideas



Fundraising doesn't have to be daunting. You don't need a big event to make a difference. There are several other ways to fundraise for ADRA by yourself or with your immediate family. Here are just a few ideas:

## **Ebay Your Clutter Away\*:**

With so much time spent at home, now is a great opportunity to declutter. You can go full Marie Kondo and get rid of those items that no longer spark joy, whilst taking the chance to remember memories associated with them. Then sell your clutter on Ebay, or go to a website like Music Magpie or Zapper, which will give you cash in return for your old CDs, DVDs and even electronics! Donate the money you make to charity.

### **eBay:**

On eBay you can setup your listings so that either part or all of the proceeds from your items go to ADRA-UK. When your item sells, you don't have to do anything. Three weeks after the sale, PayPal Giving Fund will automatically collect the donation from you.

For more information see <https://www.ebay.co.uk/help/account/donating-ebay-charity/buying-selling-ebay-benefit-nonprofit-organisations?id=4668>

### **Music Magpie:**

(Phones, Electronics, CD's, DVDs, Games, Books)

<https://www.musicmagpie.co.uk/>

### **Zapper:**

(Phones, Electronics, CD's, DVDs, Games, Books)

<https://zapper.co.uk/>

### **WeBuyBooks:**

(Books, CD's, DVDs, Games)

<https://www.webuybooks.co.uk/>

## Donate Through Purchases\*:

ADRA is part of several initiatives where you can donate simply by purchasing as you would normally do – at no extra cost to you!

### **Amazon Smile:**

You can donate to your charity simply by shopping through Amazon Smile. You don't need a new Amazon login, simply shop through <https://smile.amazon.co.uk> and you can donate 0.5% of your eligible purchases to your chosen charity. Find Adventist Development and Relief Agency UK to make ADRA your charity of choice. Eligible items will have a note displayed next to the item information when viewing them on Amazon Smile.

### **Humble Bundle:**

<https://www.humblebundle.com/>

You can choose ADRA-UK as your charity of choice when purchasing on Games, Software and Publications on Humble Bundle. Find Adventist Development and Relief Agency UK to make ADRA your charity of choice.

\*Please note that some resources may link to external sites or providers. These are merely suggestions to help you plan and run your event and is in no way endorsed by ADRA-UK. Please ensure that you surf the web safely and read any terms and conditions before using other services online.

## Going It Alone – Together

### **Facebook fundraising:**

Do you have a Facebook account? Is your birthday coming up? Instead of getting presents this year, why not ask for donations to ADRA? You can fundraise for loads of different things through Facebook and it's simple and easy to set up. Simply go to:

<https://www.facebook.com/fund/ADRAUK/> and set up a fundraiser today.

### **Fancy dress:**

Dressing up is always fun, and this way you can do it to help others. How about trying it as a family, post pictures and videos online and ask people to join you and donate. You could make it an online event, competition or a challenge, and set up a JustGiving page or start a fundraiser through Facebook.

## Spread The Word!

It can really be as easy as talking about a charity to get donations or even find out about opportunities for funding for charity.

### **Out of Office Emails:**


What does your out-of-office email say? You might already be mentioning that you're working remotely. Why not check with your workplace if you are allowed to add a link to asking for donations to your favourite charity. Make sure to include that your business doesn't necessarily endorse the charity but that you personally support them. Create your fundraising page or link them directly to the ADRA donation page.

### **Workplace Funding:**

Many workplaces these days make charitable donations to organisations. Find out if your workplace is engaged in this and whether they take employee suggestions. Then you can simply endorse ADRA UK as your charity of choice. Alternatively sometimes funding requires applications. You can get in contact with us with the relevant information and we can submit an application for funding.

# Online Games for Groups

-a resource list to plan your event-



Whether you are planning an online party or just a simple games night, you can still get together as a group virtually with a number of free online group games.

Please note that these resources link to external sites or providers. These are merely suggestions to help you plan and run your event and is in no way endorsed by ADRA-UK. Please ensure that you surf the web safely and read any terms and conditions before using other services online.

## Scattergories / Names, Places, Things

(<https://nameplaceanimalthing.online/>)

### How to play:

The game is simple. Everyone heads to the website and joins with the room name and password given by the game host.

The game creator sets the number of rounds and chooses the word categories.

The game is player over a couple of rounds. At the beginning of every round, players get a new alphabet letter. Your job is to think of words that begin with that letter and fit the categories in the game.

Each game round is timed at 60 seconds, but the game also end as soon as the first person submits their responses. Think fast!

Scoring Rules are simple:

+10 points for each unique answer

+5 points for each non-unique answer

+0 points for no answer

**No. of players:** 2-10 players

## House Party

This is an app available on iOS and Android where you can play a variety of games for free with your friends.

There are in-app games such as Trivia, Charades, and Word Association to get energetic and have fun.

### How to play:

Download the application from the [App Store](#) or [Google Play](#). Invite your friends and create a room together.

**No. of players:** 2-8 players

## Codenames

(<https://www.horsepaste.com/>)

This game is a word-based party game that'll test how well you and your friends can communicate with each other and was awarded as one of the best board games in 2016. This free online version is just as fun. , there's an online variant that's free and just as fun. Players are split into two teams – red and blue – with one spymaster on each side. The spymaster gives one-word clues and the team guesses the corresponding words until all of their colour has been cleared. Nothing will beat that “Eureka!” moment when your friend correctly guesses “School”, “Temple”, “Hotel” and “Crane” from a single word – “Building”.

### How to play:

Open the [website](#), create a game room and send the invite link to your friends.

1. Split players into 2 teams and assign a spymaster on each. Only the spymaster is able to see the coloured board.
2. The spymaster will give one-word clues followed by a number for the team to guess their coloured words. For example, “Music, 2” will prompt the team to guess “Flute” and “Pitch” from the above example.
3. If the team guesses a neutral black word or the opposing team's word, their turn is lost.
4. If the shaded black tile is chosen, the team automatically loses.
5. First team to clear their words wins.

**No. of players:** Minimum 4 players

## BOMB

A simple group game which requires no website, app or download!

### How to play:

One person names a movie, then the next person must name an actor from that movie, then the next person must name a movie with that actor...and so on. Rules: You cannot repeat any movie titles or actors during a specific round. And if you can't name the next person or movie, you get a letter. If you spell out BOMB (or lose four times) you lose. The last person standing wins!

**No. of players:** Minimum 3 players

## KAHOOT!

(<https://create.kahoot.it/auth/register> or get the app on iOS or Android.)

Kahoot! is a great platform where teachers post online quizzes for their students or even host live quiz sessions and it's also a fantastic way for you to get in on some Trivia action! A basic KAHOOT! account is free and allows you to host a trivia game with up to 10 people. There are tons of existing quizzes to choose from, which you can filter by subject and grade level, or you can create your own.

### How to play:

Register to get an account. Then from the website - after you click "Play," "Host," and then "Classic," you'll be given a number code to send to the other players, who can enter it at Kahoot.it or through the Kahoot! app. Your friends will submit their answers on their own devices, but the questions will pop up on your (the host's) screen, so you'll also need to video chat with your friends and share your screen with them. [HERE](#) is an easy YouTube tutorial on how it works.

**No. of players:** Up to 10 players

## Playingcards

(<http://playingcards.io/>)

Play any card game with your friends on this virtual table top.

### How to play:

Just send them the invite link! You can either start your own game or pick from their favourites, which include Go Fish, Match Up, Crazy Eights, and Remote Insensitivity.

**No. of players:** Up to 6 players

## SKRIBBL

(<https://skribbl.io/>)

Skribbl is essentially digital Pictionary. Having to draw with fingers or a mouse instead of pens or pencils might make it even more fun as your team tries to recognize what the object is. Laughter is sure to follow!

### **How to play:**

To start a game, head to Skribbl.io and click “Create private room.” There, you’ll get to decide how many rounds you’re playing and how long each turn is (i.e. how many seconds each drawing session lasts), you can even enter a list of custom words for the system to choose from. Then, copy the link to your private room and send it to however many friends you’d like to invite. When it’s your turn, you’ll pick a word from three options and begin drawing it on your own screen. Other players will see your work on their screens and submit their guesses in a chat box along the right side.

**No. of players:** Up to 12 players

## PSYCH!

(App available on Android [here](#) or iOS [here](#))

Made by the same creators of Heads Up! comes Psych!, a free game where you try to outsmart your friends by making up fake answers to real trivia questions in categories about animals, entertainment, and more. Everyone votes on the answer they believe to be real and points are earned by both guessing the correct answer and by fooling people into believing yours is the correct one.

### **How to play:**

You don’t need to share your screen in order to play, but video chatting with your friends during the game will give it a more authentic game-night atmosphere. Download the app for Android [here](#) or iOS [here](#).

[HERE](#) is an easy YouTube tutorial on how it works.

**No. of players:** Minimum 2 players



## Spyfall

(<https://www.spyfall.app/>)

Similar to the classic board game Cluedo, Spyfall is a game of deception. If you ever wanted to be a spy – well now you can live that fantasy!

### **How to play:**

The “spy” is randomly selected. All the other players, except the spy is given a location. Players will then have to take turns asking each other vague questions to determine who is in on the secret location, before the spy figures it out. The spy must try to guess the round's location by inferring from other players' questions and answers. But be quick! There is only a limited amount of time each round to guess.

**No. of players:** 4-10 players

## Bingo

(<https://myfreebingocards.com/virtual-bingo>)

A classic game which you can use in a variety of ways.

### **How to play:**

Simply head to the website and choose your game style, with ready-made games or the option to create your own perhaps one that revolves around a movie or TV show that your group plans to watch. You can even decide to have small fun prizes, like an IOU for dinner or tea and cake with friends at a later date.

**No. of players:** Up to 30 players

## Fundraising Together



The time is coming soon when we can get together again! So get busy planning your reunions with some fun fundraising in-between. Here are some fundraising activities you can plan whether social distancing is still required or for when we can see each other face to face.

**Please Note:**

**It's important to follow the local rules on meeting in small groups. Only plan to host as many people that are allowed, setup any seating areas with enough distance in-between and provide hand washing or sanitizing facilities. If in doubt check GOV.UK for the latest guidance or plan a virtual event instead.**

## Ideas for Getting Together while Social Distancing (Summer)

### **Knit & Natter**

Get your family and friends together for a Knit and Natter and raise money for ADRA. Knit, crochet or sew to your heart's content

- Ask for donations to attend
- Sell the items to friends and family or donate it for an auction where proceeds are for ADRA.
- Why not turn it into a knitting or crochet beginners class and teach others a new skill?

### **Quizzing and Sipping**

As the weather improves why not setup a quiz evening?

For distanced occasions:

- Let everyone bring their own sandwiches and drinks.
- Separate groups out by household or just make sure space is being kept between everyone.
- Work in teams of two or every man for themselves.
- Offer a prize to the winner such as a tub of your famous brownies or a pen and notebook. It doesn't have to be expensive.

## **Zumbathon**

Come together for a small group Zumbathon!

- Take donations for every space, switch on the music and move together.
- Make a video or take pictures to share on social media.
- Why not make it a weekly activity for a month and raise money each over a longer period of time?

## **Treasure Hunt**

Create a treasure or scavenger hunt at the local park for a group of your children's friends. Have fun, find treasure and raise money!

- Set an attendance fee to be donated to ADRA
- Scope out your local park for places to set clues or things that can be included in the scavenger hunt. (e.g. spotting a birds nest in a tree, finding a dedicated bench, the colour of the title on the park information board etc.) Or on the day hide items to be found and provide a treasure map with riddles and clues to follow.
- Why not finish the hunt with a picnic?

## **Drive Through Car Wash**

As it gets warmer help friends and family get the winter dirt off those cars and gleaming with a community car wash.

- Publicise your event and book in car washing slots for friends and family.
- Take donations online through your fundraising website.
- Cars drive up and drivers stay in their cars while you wash.

## **Football Tournament**

Football is back! Why not setup a football tournament in the local park.

- Organise matches spread over several weeks.
- Keep the teams small (3vs3)
- Charge a small donation to take part.
- Offer a prize for the winning team. (Why not purchase some ADRA T-shirts from our shop as a prize?)

## **Work It!**

With a return to the office why not take the chance to reconnect with colleagues all while fundraising?

Group fundraisers such as a Cake Table, Guess the baby photo or sponsored hot beverage runs can be fun and making getting back to work more fun.

# Getting Together to Fundraise (Autumn)

## **Time is Money**

Set up an auction of promises and share the load.

Sell your time in exchange for donations.

You can do things like Ironing, Cleaning, Babysitting, Gardening etc

## **Dog Wash**

Help the members of the church by asking for sponsorship to wash their favourite furry friends. You can even offer to take them for a walk as an extra added deal!

## **Ready, Steady, Cook!**

Let your culinary skills shine and organise a Come Dine With Me challenge. Fun, Food, Friends and raise money at the same time! Or why not split the preparation and have guests take charge of a different course. At the end you can all vote on your favourite – losers wash the dishes!

## **Another Man's Treasure!**

Have a clear out of your wardrobe or stuffed cupboards – bring your clothes, shoes, bags, jewellery, accessories, books, CD's and sell at a tabletop sale. Donate a percentage or all for each item sold. Lots of money raised and a cleared out cupboard! Best of all it's recycling at it's easiest.

## **A Different Type of Marathon**

Do you love trying new dishes? Do you love watching films? Invite your friends round for a foodie feast, a movie marathon or games night. Why not combine the movie marathon with a bingo sheet for phrases uttered or actions made?

## **Top Tournament**

Get a group together and put on a sports tournament. Rugby? Football? Rounders? There's nothing like a bit of friendly competition! Suggest that people donate to enter the contest, and give prizes for every goal, try or home run!

## Great Bake Off

Big fan of Bake Off? Then add a competitive edge to your love for all things tasty, from all over the world. Taste delicious new sweet treats and make money at the same time.

Get people together to create dishes from all over the world.

Take donations to 'taste' each creation.

Take public votes or create a panel to judge which treats are the best.

## Charity Day

Short of time but eager to make a difference? Organise a one-day fundraiser at work. What about a dress-down day, setting up a tea trolley or taking breakfast orders? Remember to get the manager's approval and if you're dressing funny to share the pictures with ADRA!

*Don't forget, you can convert any of the socially distanced or virtual events into full fundraising events simply by tweaking a few things! There really are countless ways to get fundraising for ADRA this year.*

# Information

## Fundraising Tips



**Set a fundraising target!** Use the world's leading online fundraising platform JustGiving, set up a personal page, choose ADRA-UK as your chosen charity and receive donations online, offline or via text.

**Customise your page** with photos and updates, tell everyone you know and watch your donation total rise!

**Share, Share Share!** Shout loud and proud! Facebook and Twitter are perfect for keeping people updated on your progress, inviting people to events, and asking for a helping hand. Use our posters and invitations to tell people what you're up to. Why not pop your online giving page details on there too?

**Tell a Story and make it real.** Tell your story and share why you're fundraising. Or share some of our volunteer stories with your friends. Making it real will boost your fundraising.

**Get work involved.** Include the link to your fundraising page on your email signature, or post details on your work intranet, workplace newsletters or notice boards. You could even persuade your company to match every donation and double your fundraising power!

**Keep it going.** After your event, update your page with photos and your results, and remind people they can still donate. 20% of donations come in after an event has ended, so it's not over 'til it's over!

## How To Send Us Money You've Raised

### Online

The best way to send us money is through an online giving page, such as JustGiving. Then the money you've raised will come directly to the charity.

See '**Setting Up a JustGiving Fundraising Page**'

### Bank\*

Transfer money you've raised via BACS. Add your name and church name as your reference.

Sort code: 404527

Account: 51523171

[And let your Agent know!](#)

### Cheque\*

Send a cheque payable to ADRA-UK with a covering letter and your contact details.

[And let your Agent know!](#)

### Phone\*

To pay money in by phone please call 030 30 40 10 17. Standard geographic charges from landline and mobiles will apply.

[And let your Agent know!](#)

**\*If you are fundraising as part of your Church's ADRA Appeal then You MUST let your agent know of any donations made directly to ADRA.**

### Give Us a Boost

Make every donation go further with Gift Aid. Any UK taxpayer can include Gift Aid when they donate. So long as the donation is voluntary, you can add Gift Aid for any event - from bake sales to marathons.

All the extra money really does add up. So please make sure all UK taxpayers are ticking the Gift Aid box and filling out their details on your sponsorship form or providing their details for your Gift Aid reporting.

By ticking the Gift Aid box, every pound can be worth £1.25 to us.

*giftaidit*

# Things to Consider When Planning Your Event(s)

## Stay Safe and Legal:

### Our Branding

By law, ADRA's charity registration number must appear on all posters, advertisements and other fundraising materials. We have promotional templates you can use, but if you're creating your own, please use our 'in aid of' logo and our charity number as follows:

Registered Charity Number: 1074937  
(SCOTLAND SCO37726 - IOM1101)

Please contact us for permission for you or a third party to use our name or logo.

### Insurance

If you're organising an event yourself, it isn't covered by our insurance programme. So you may need to arrange your own insurance if appropriate, unless covered by your own home insurance for example. Also, for any contractors, sub-contractors or external facilities used – make sure they have the relevant experience and can demonstrate evidence of the relevant insurance cover. ADRA-UK won't be liable for any loss or injury arising out of the event or its organisation.

### Food Hygiene

Please be very careful when preparing and handling food. Visit the [Food Standards Agency](#) website for advice and best practice.

### Health and Safety

If you hold a fundraising event you will be responsible for the health and safety of all involved. [The Institute of Fundraising](#) and [government](#) websites have useful information on this. Depending on your event you may need information from other sources as well.

### Collections

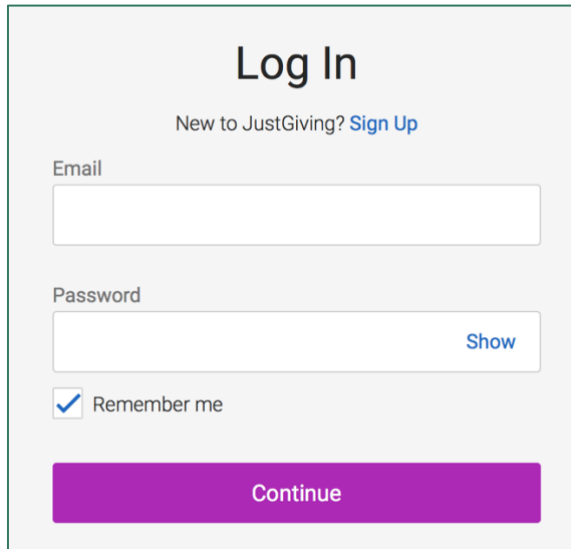
Collections are a great way to raise money. If you're planning a collection that takes place in a publicly owned place then this is governed by strict legal requirements and must be licensed by your local authority. Please contact your local council for more information. Private collections on private property must be allowed by the owner so if you are collecting at work you must get permission from your manager.



# Setting Up a JustGiving Fundraising Page

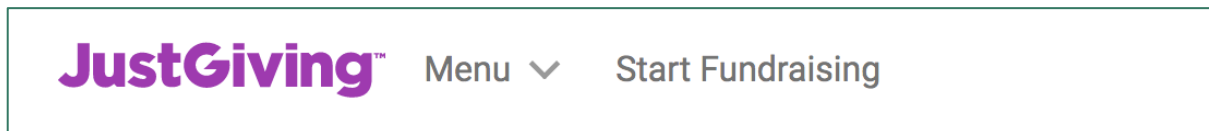
Start fundraising for the ADRA Appeal in just a few clicks on the JustGiving platform. All you need is an active email address, internet access, and either a mobile phone, PC, or a laptop.

1. Go to [JustGiving.com](https://www.justgiving.com) and 'Log In' or 'Sign up' for an account.

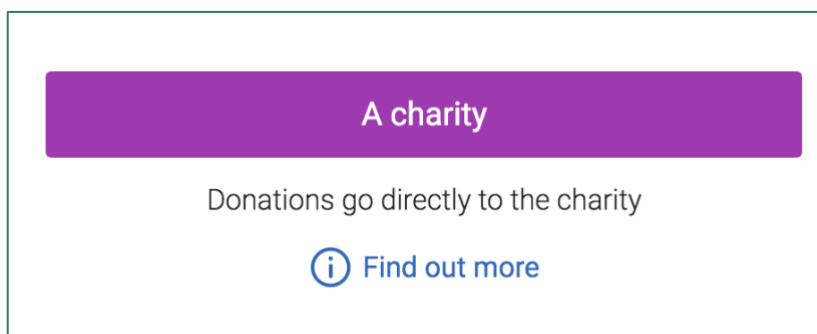


The screenshot shows the 'Log In' page on JustGiving. At the top, it says 'Log In' in a large font. Below that, it asks 'New to JustGiving? Sign Up' with a link. There are two input fields: 'Email' and 'Password'. The 'Password' field has a 'Show' button next to it. Below the fields is a checked checkbox for 'Remember me'. At the bottom is a large purple button labeled 'Continue'.

2. Once logged in click 'Start Fundraising' at the top of the page.



3. Select that you're fundraising for a Charity.



4. Search for 'ADRA UK' and press select.

## Search for the cause you want to support

ADRA UK

Search

All countries

### Charities



**ADRA**  
United Kingdom

**ADRA-UK** is part of the **ADRA** Network, a global humanitarian organisation that demonstrates God's love and compassion. We enable women, men and...

Select

5. Just Giving has several pre-set events that you can fundraise for. Select which event is closest to what you want to do or go with 'doing your own thing'

### What are you doing?



#### Emergency aid

Raise money during an emergency (e.g. Covid-19 outbreak).

Start



#### Fitness at home

Set yourself a physical challenge and track your progress with Strava.

Start



#### Virtual gathering

Use live streaming or video calls to host an online quiz or social events.

Start



#### Gaming

Take part in a sponsored gaming marathon or competition.

Start

### Looking for something else?



#### Taking part in an event

From a marathon, triathlon or charity bike ride to a sponsored walk or trek. Raise money for any official event.

Start



#### Celebrating an occasion

Ask friends for donations rather than birthday or wedding gifts.

Start



#### Remembering someone

Pay tribute to a loved one by collecting donations for a cause they cared about.

Start



#### Doing your own thing

Shave your head, give up chocolate, do something unique...

Start


6. You can then set the specific details of your page such as the Name, Type and Date of your event. If you can't see your event listed, select 'Add your own' at the bottom of the 'Event Type' page.

Choose your web address – this is the link you'll be sharing with friends and family when asking them to donate.

Final step

### Check your details

You're raising money for



**ADRA-UK**

### Tell us about your event

Event type

a personal run / marathon

Event name

Event date (optional)

dd/mm/yyyy

I'm doing this in memory of someone

Choose your fundraising page web address

ADRA-UK1

www.justgiving.com/fundraising/ADRA-UK1

7. Make sure to complete the page and check the box to claim gift aid. Press 'Create Your Page' and it will all be set up!

Gift Aid allows UK charities to reclaim an extra 25% on eligible donations.

Your page can claim Gift Aid if:

- You're not asking for donations in exchange for goods, services or other benefits; and
- Your charity isn't contributing to the cost of your fundraising.

Yes, my page can claim GiftAid

No, my page isn't eligible

[Learn more about Gift Aid](#)

---

I'm happy for ADRA-UK to keep me informed, by email, about the impact of my fundraising and other ways to stay involved including future events, campaigns and appeals.


Yes please, opt me in

No thanks, opt me out

NOTE: ADRA-UK will receive your details and may need to contact you to support you in this fundraising effort. You can update your preferences directly with ADRA-UK.

---

By clicking 'Create your page', you agree to our [Terms of Service](#), our [Privacy Policy](#), and have read the [Fundraising Regulator's Guidance Notes](#).

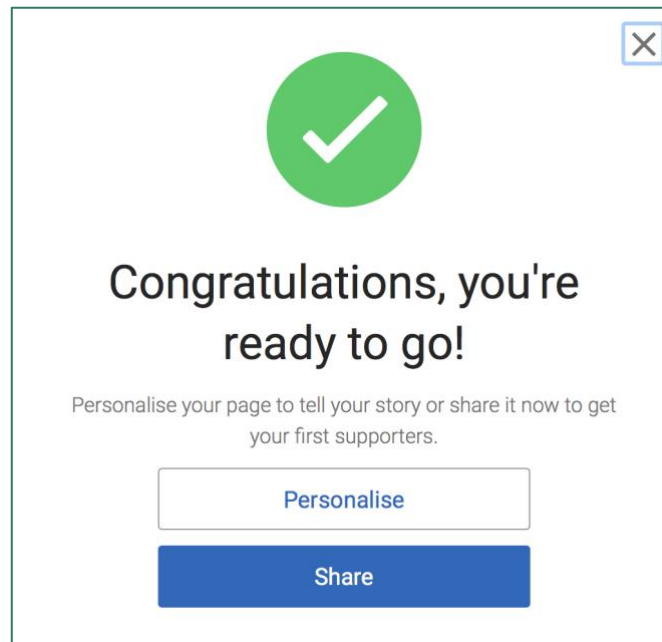


Registered with  
**FUNDRAISING  
REGULATOR**

Create your page

8. Job done! Your Fundraising Page is now set up and ready to accept donations. Any donations you receive will automatically be sent to ADRA.

9. Now you can start on the fun stuff – See JustGiving's guides on [personalising your page](#) and [sharing it with friends and family](#).



10. Remember to let your ADRA Agent know that you are fundraising so that they can report your final total and report it back to us.

## Additional Resources & Links

[Virtual Concert Planning Template](#)  
[Virtual Masterclass Script and Tips](#)

[JustGiving Virtual Fundraising Events Toolkit](#)  
[EventBrite - 100 Fundraising Ideas and How to Effectively Raise More](#)  
[Simple Fundraising Ideas For The Office](#)

# Thank You for supporting ADRA!

**ADRA-UK has a mission to empower the poor around the world with the resources, skills and opportunities to live a better life with dignity and hope.**

ADRA receives funds from various sources, identifies projects that target specific needs, then provides funding, technical assistance, capacity building, monitoring and evaluation of those projects to ensure desired outcomes are achieved.

The agency's work is divided into two main areas: development and relief: Development is a process of social and economic change whereby people are empowered to take care of themselves, sustenance, and future within a society. Its premise is, "Give a man a fish, and you feed him for a day. Teach a man to fish, and you feed him for a lifetime."

Relief (or Emergency Management) projects include short-term assistance given to relieve immediate emergency needs. This includes projects such as shelter, clothing, food and medical treatment.

**It's only with your support that *Together* we can change lives around the world.**

**So start your fundraising for ADRA today**

## And make this a 'Year to Do Good'!